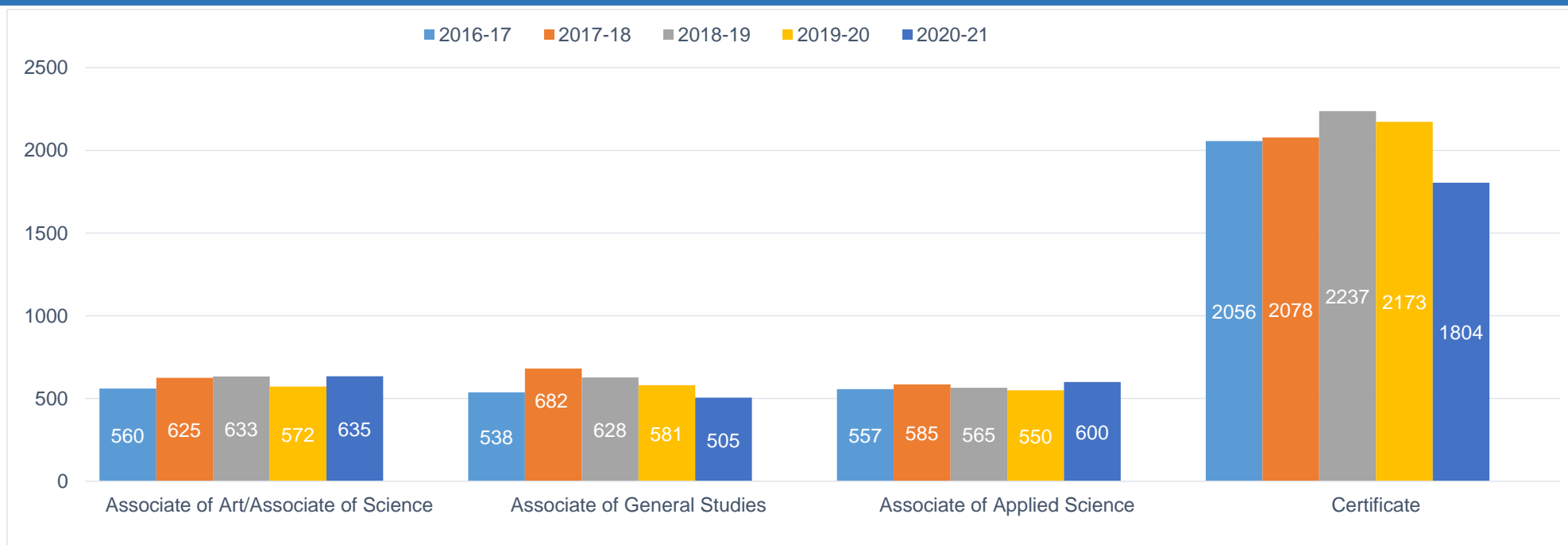


Degrees/Certificates Awarded

	2016-17	2017-18	2018-19	2019-20	2020-21
Associate of Art/Associate of Science	560	625	633	572	635
Associate of General Studies	538	682	628	581	505
Associate of Applied Science	557	585	565	550	600
Bachelors				3	14
Certificate	2056	2078	2237	2173	1804
Total	3711	3970	4063	3879	3558

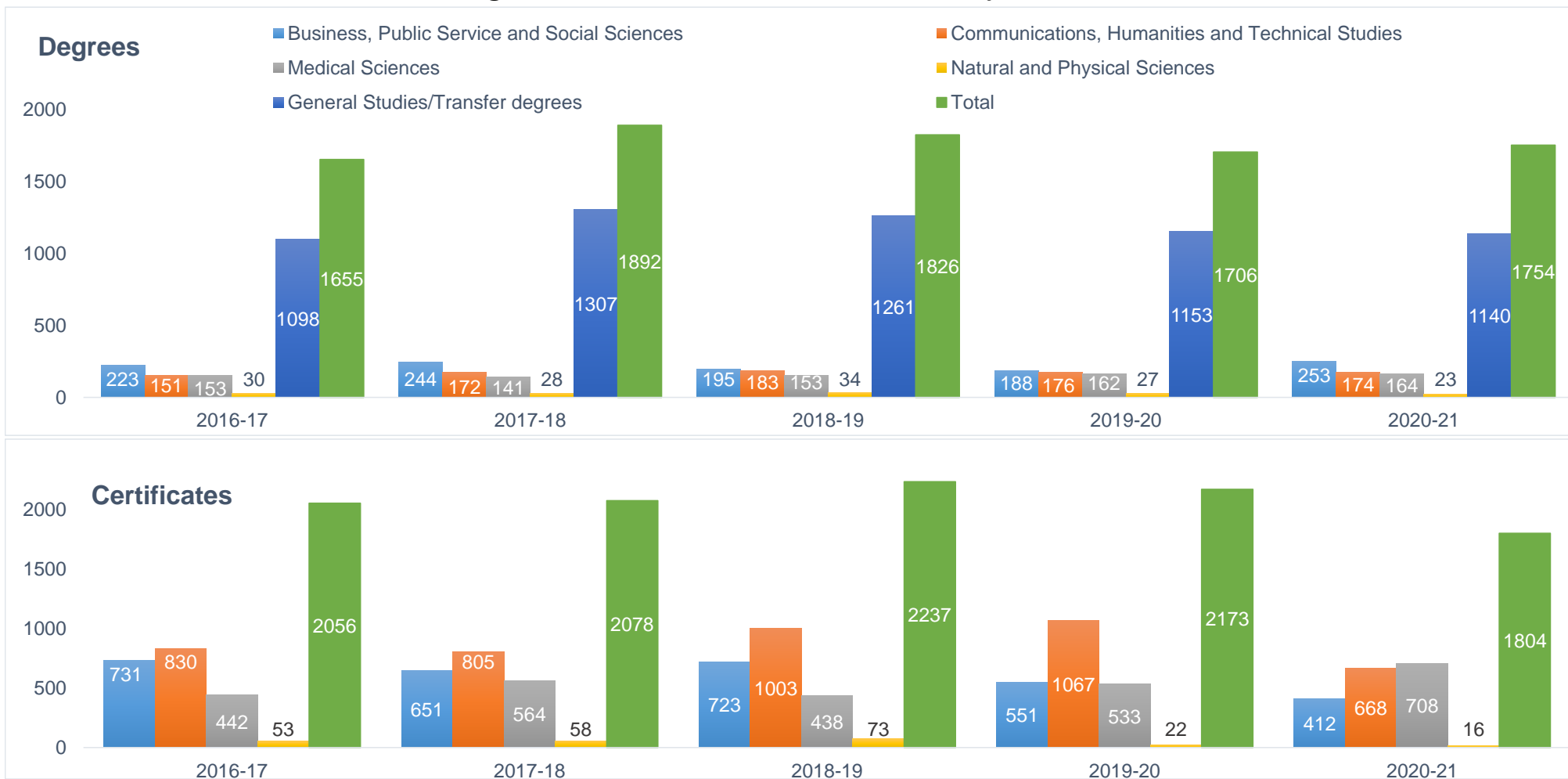


* Source: SURDS (<http://higher.ed.colorado.gov/i3/reports.aspx>)

Degrees/Certificates Awarded by Division

	2016-17		2017-18		2018-19		2019-20		2020-21	
	Degree	Cert.	Degree	Cert.	Degree	Cert.	Degree	Cert.	Degree	Cert.
Business, Public Service and Social Sciences	223	731	244	651	195	723	188	551	253	412
Communications, Humanities and Technical Studies	151	830	172	805	183	1003	176	1067	174	668
Medical Sciences	153	442	141	564	153	438	162	533	164	708
Natural and Physical Sciences	30	53	28	58	34	73	27	22	23	16
General Studies/Transfer degrees	1098		1307		1261		1153		1140	
Total	1655	2056	1892	2078	1826	2237	1706	2173	1754	1804

Degrees/Certificates Awarded by Division

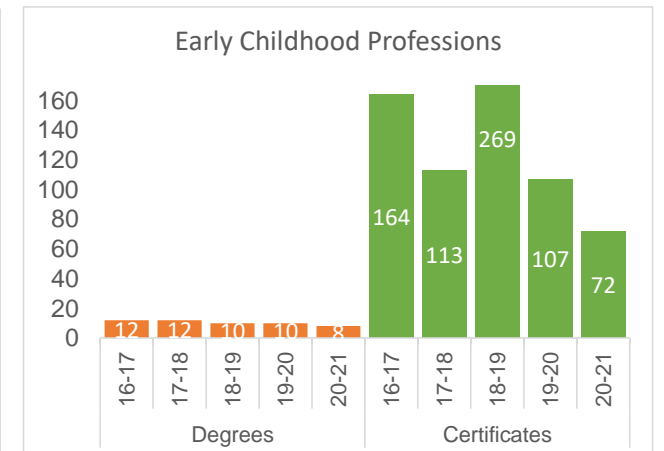
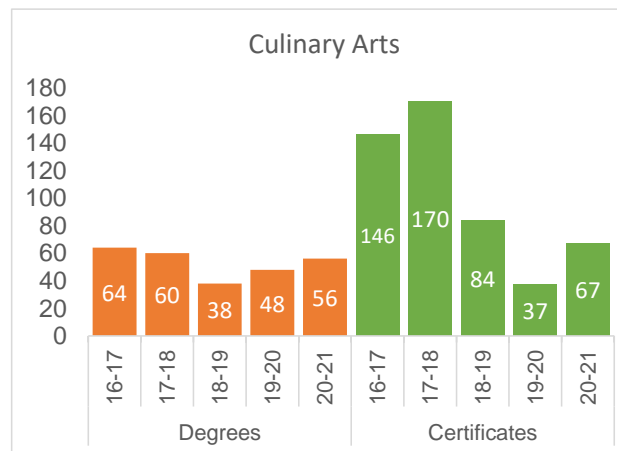
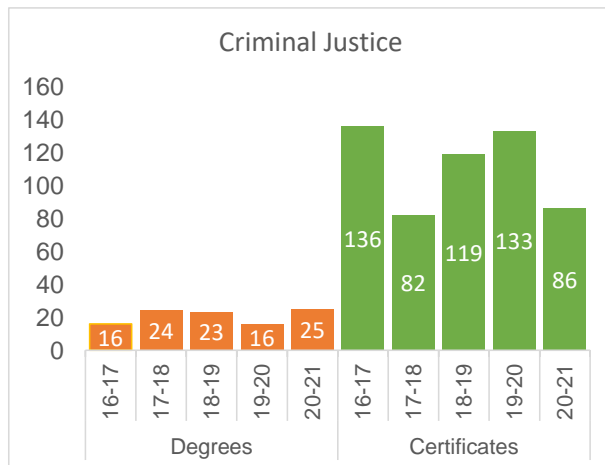
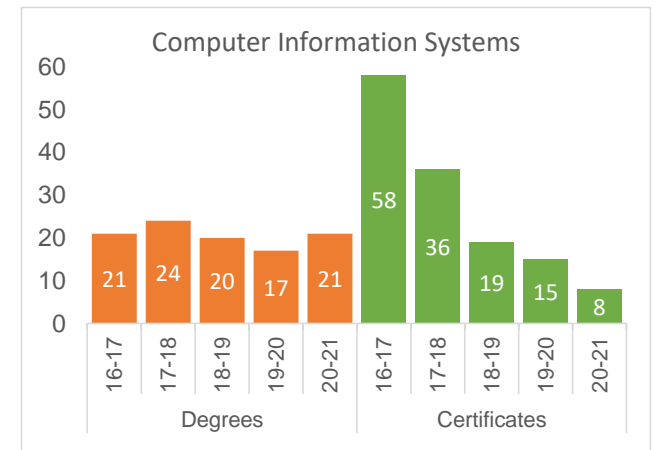
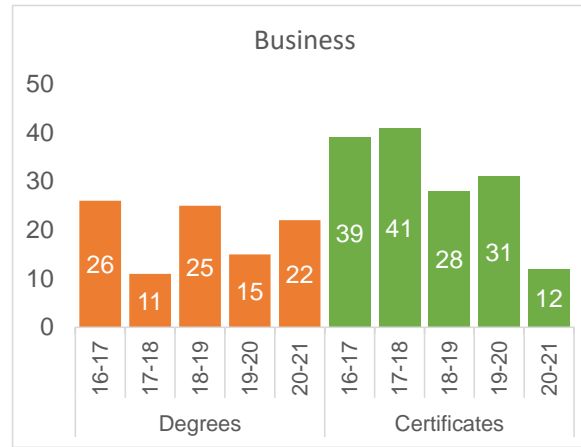
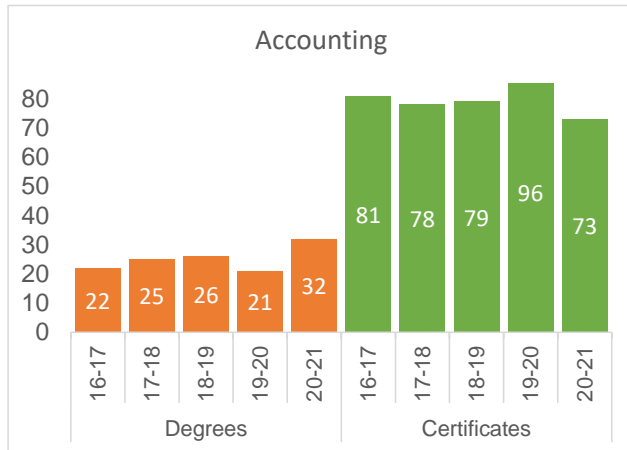


Degrees Awarded by Division

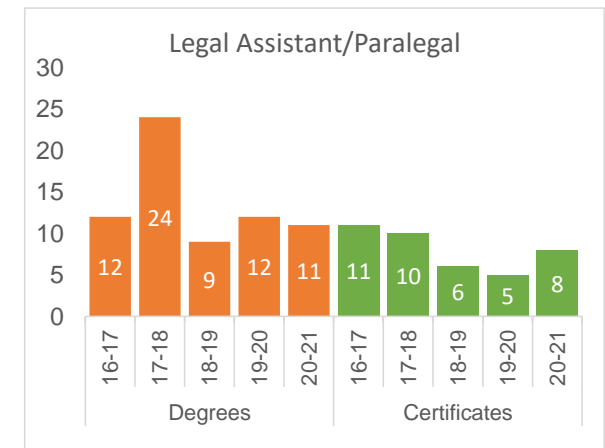
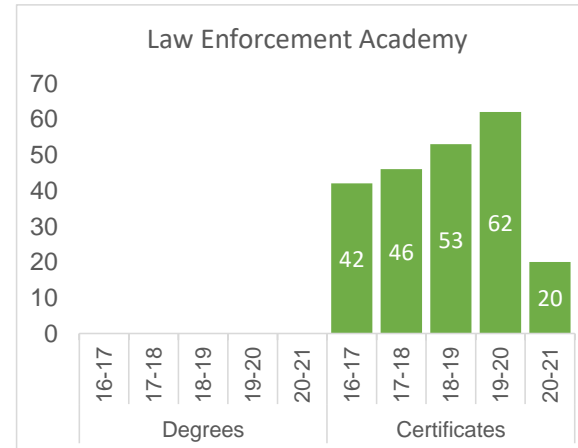
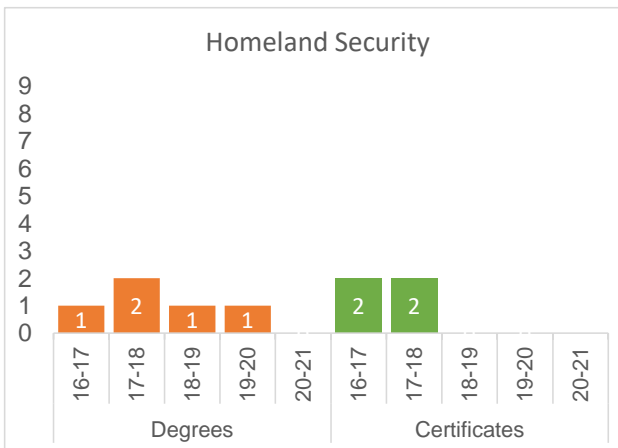
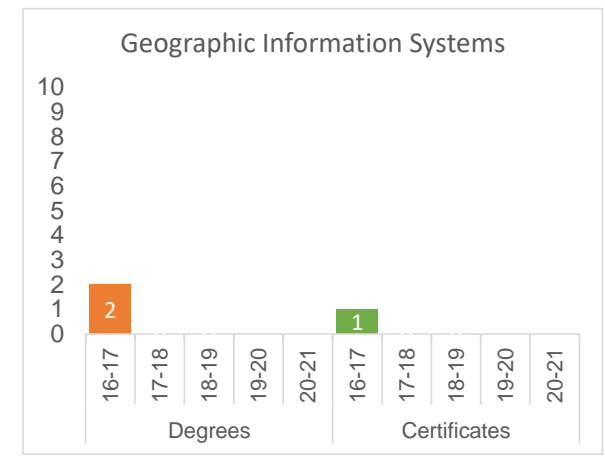
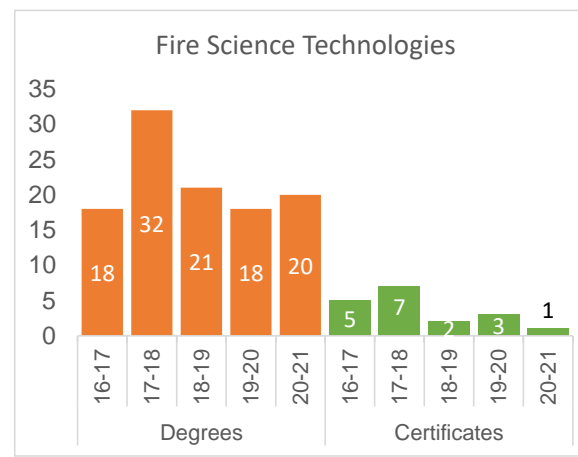
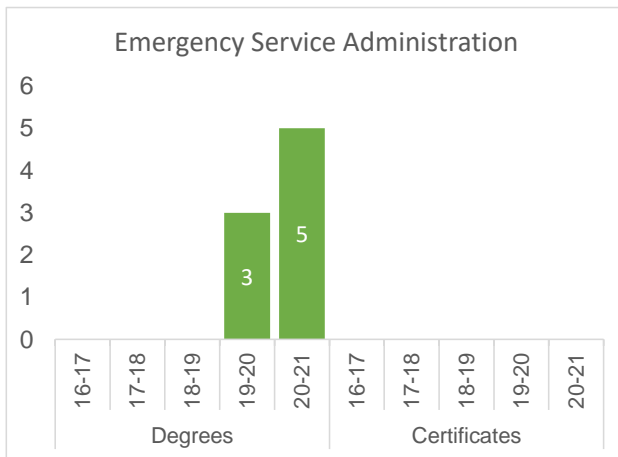
Business, Public Service and Social Sciences

	2016-17		2017-18		2018-19		2019-20		2020-21	
	AAS	Cert.	AAS	Cert.	AAS	Cert.	AAS	Cert.	AAS	Cert.
Accounting	22	81	25	78	26	79	21	96	32	73
Business	26	39	11	41	25	28	15	31	22	12
Computer Information Systems	21	58	24	36	20	19	17	15	21	8
Criminal Justice	16	136	24	82	23	119	16	133	25	86
Culinary Arts	64	146	60	170	38	84	48	37	56	67
Cyber Security					1		10		29	
Early Childhood Professions	12	164	12	113	10	269	10	107	8	72
Emergency Service Administration							3		5	
Fire Science Technologies	18	5	32	7	21	2	18	3	20	1
Geographic Information Systems	2	1								
Homeland Security	1	2	2	2	1		1			
Law Enforcement Academy		42		46		53		62		20
Legal Assistant/Paralegal	12	11	24	10	9	6	12	5	11	8
Networking Technology	24	35	26	58	18	57	16	62	18	65
Social Services Technician	2	11	1	8	2	7			1	
Wildland Fire Science	3		3		1		1		5	
Total	223	731	244	651	195	723	188	551	253	412

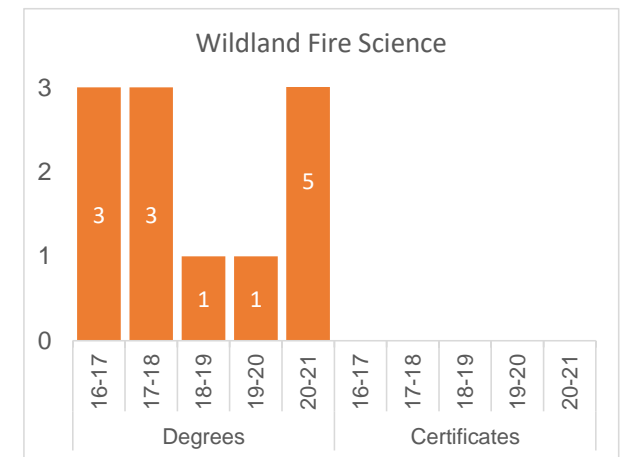
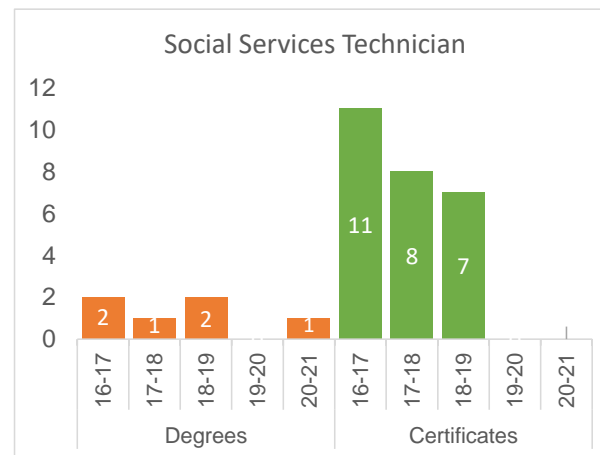
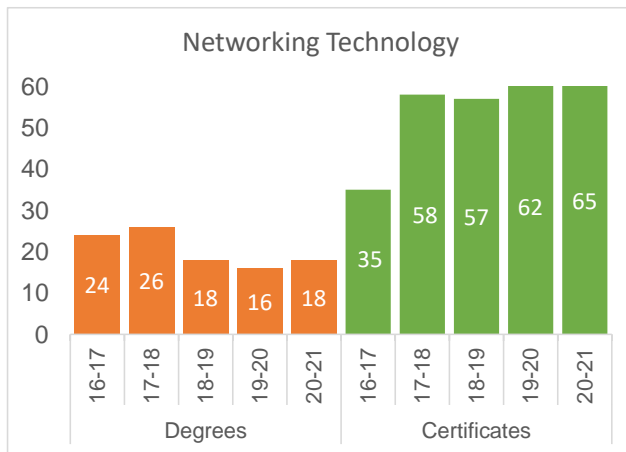
Business, Public Service and Social Sciences - Degrees and Certificates



Business, Public Service and Social Sciences - Degrees and Certificates



Business, Public Service and Social Sciences - Degrees and Certificates

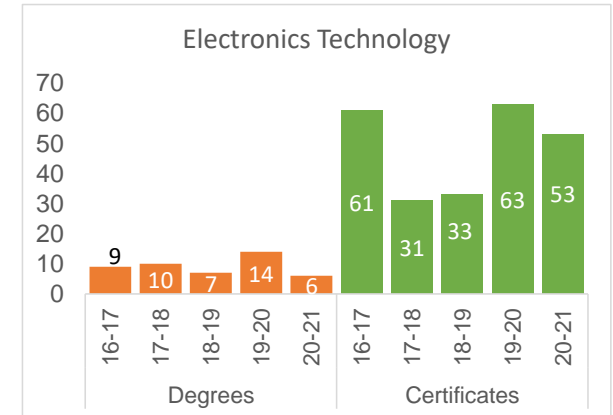
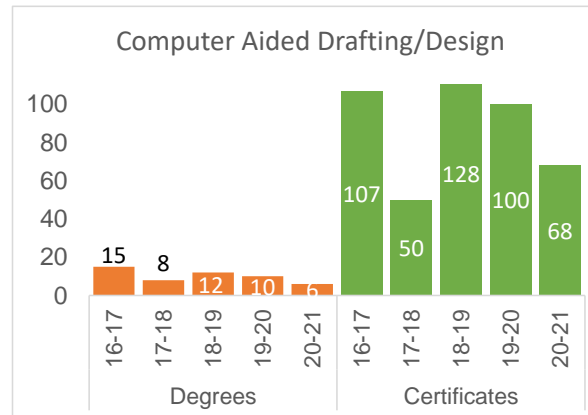
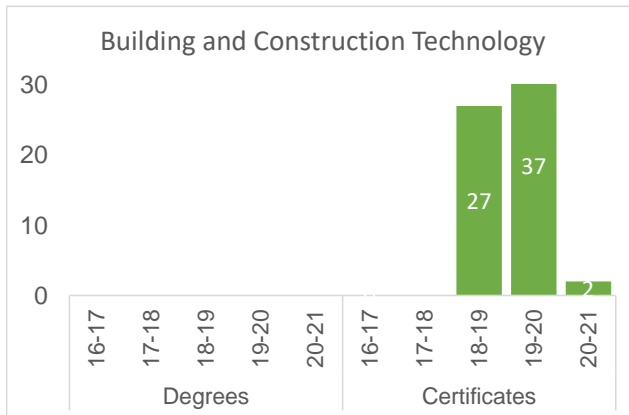
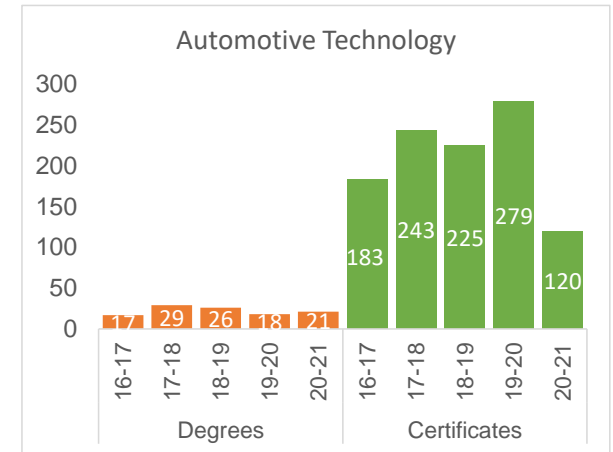
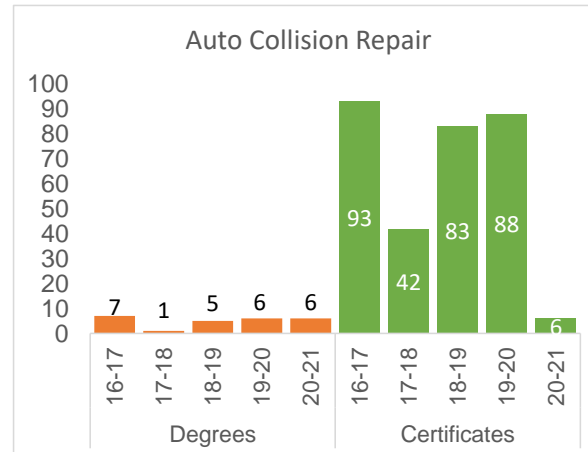
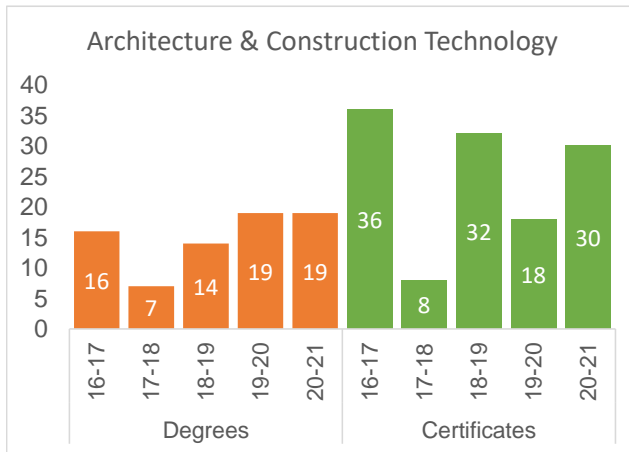


Degrees Awarded by Division

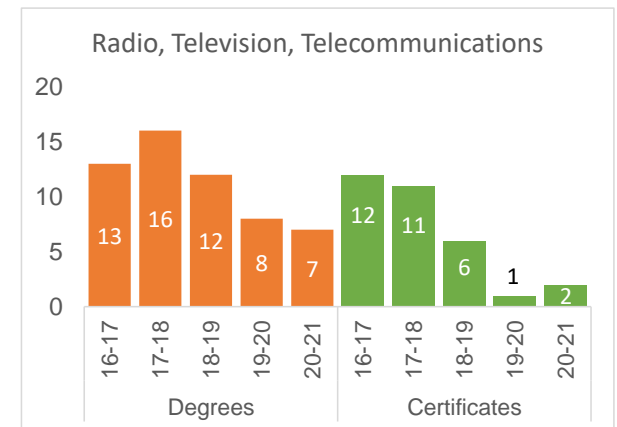
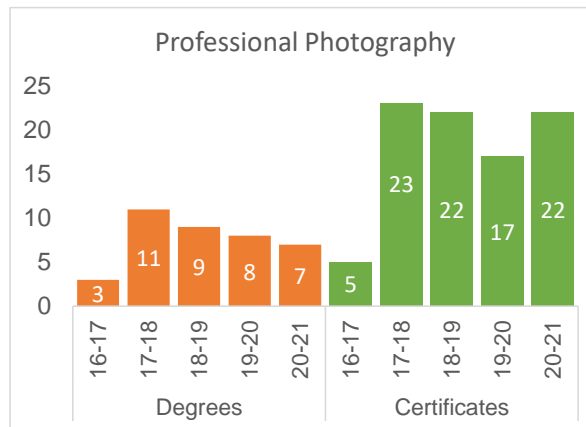
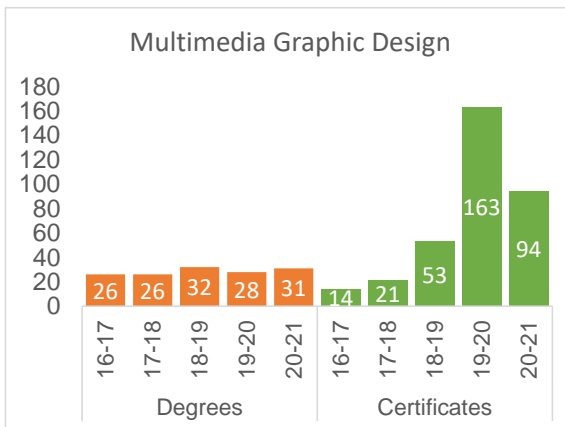
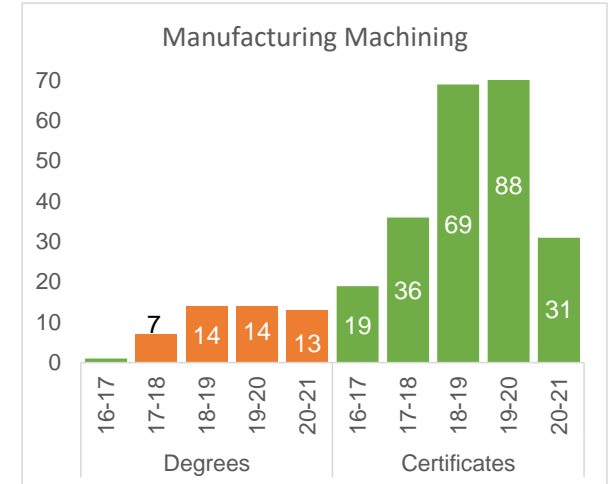
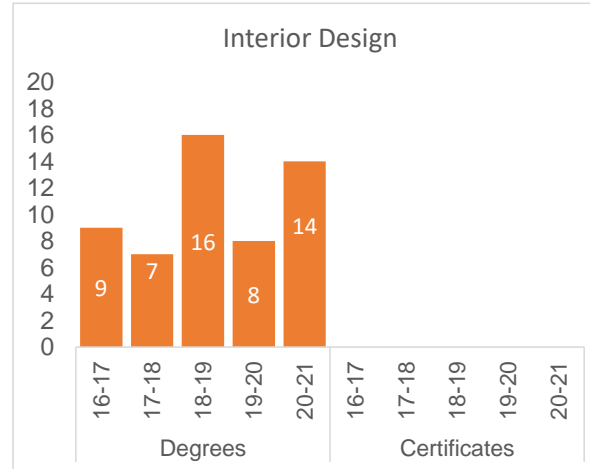
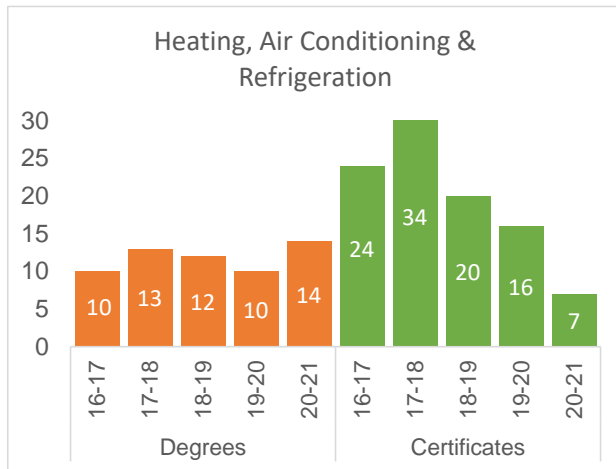
Communications, Humanities and Technical Studies

	2016-17		2017-18		2018-19		2019-20		2020-21	
	AAS	Cert.	AAS	Cert.	AAS	Cert.	AAS	Cert.	AAS	Cert.
Architecture & Construction Technology	16	36	7	8	14	32	19	18	19	30
Auto Collision Repair	7	93	1	42	5	83	6	88	6	6
Automotive Technology	17	183	29	243	26	225	18	279	21	120
Building and Construction Technology						27		37		2
Computer Aided Drafting/Design	15	107	8	50	12	128	10	100	6	68
Electronics Technology	9	61	10	31	7	33	14	63	6	53
Heating, Air Conditioning & Refrigeration	10	24	13	34	12	20	10	16	14	7
Interior Design	9		7		16		8		14	
Machining Technology	1	5	4	5	3	4	3			
Manufacturing Machining	1	19	7	36	14	69	14	88	13	31
Multimedia Graphic Design	26	14	26	21	32	53	28	163	31	94
Professional Photography	3	5	11	23	9	22	8	17	7	22
Radio, Television, Telecommunications	13	12	16	11	12	6	8	1	7	2
Sign Language interpreter Preparation	10	22	8	23	5	12	9	20	12	20
Welding	14	249	25	278	16	289	21	177	18	213
Total	151	830	172	805	183	1003	176	1067	174	668

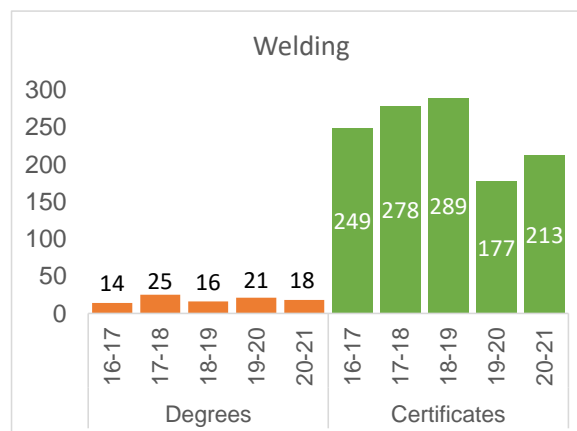
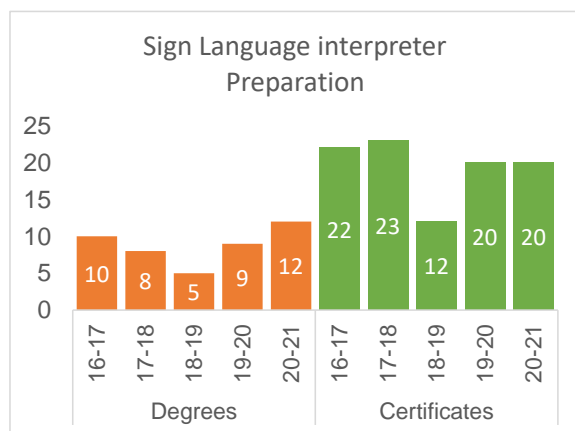
Communications, Humanities and Technical Studies - Degrees and Certificates



Communications, Humanities and Technical Studies - Degrees and Certificates



Communications, Humanities and Technical Studies - Degrees and Certificates

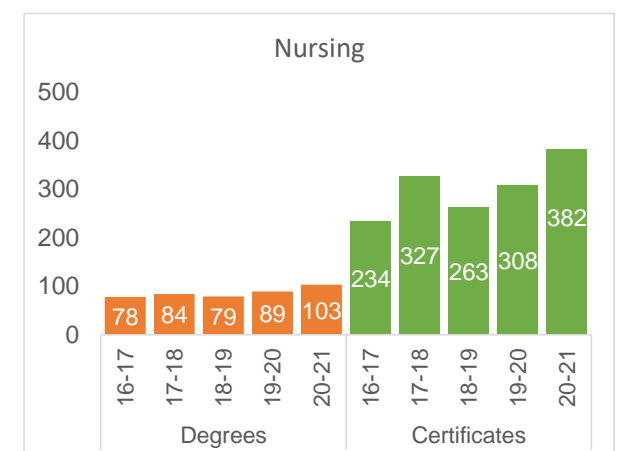
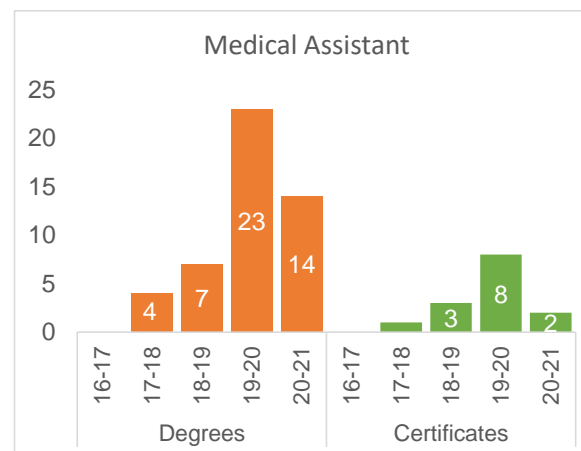
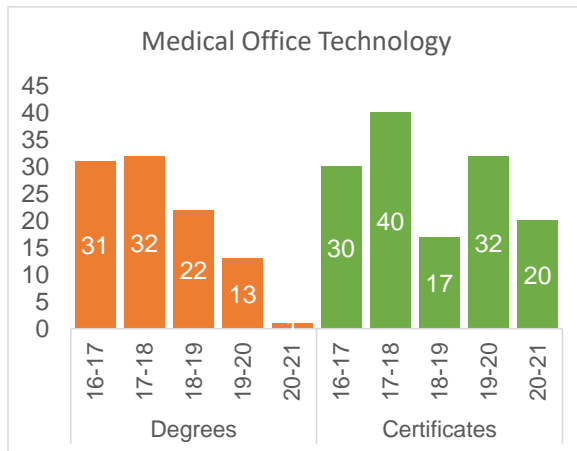
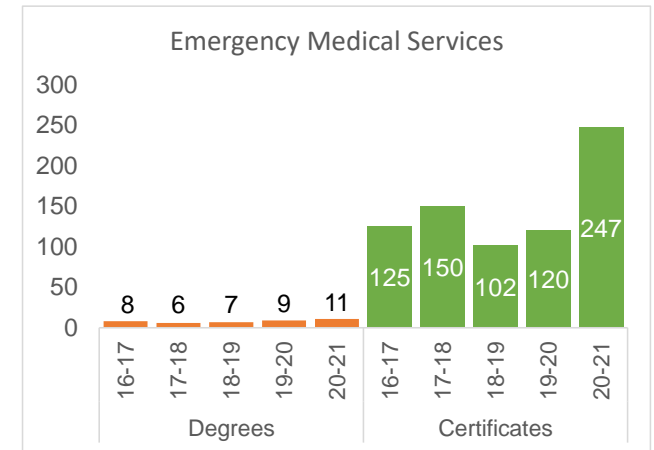
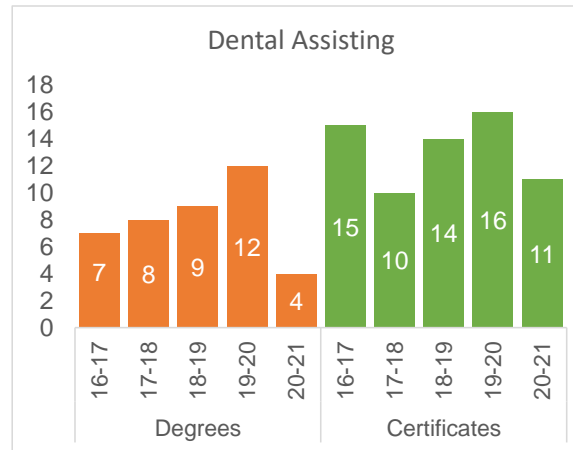
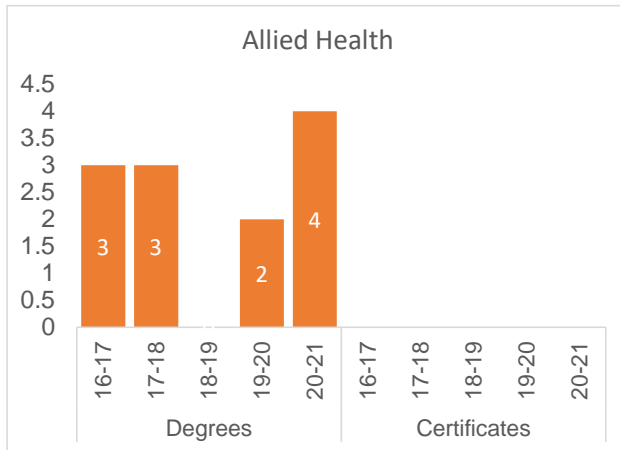


Degrees Awarded by Division

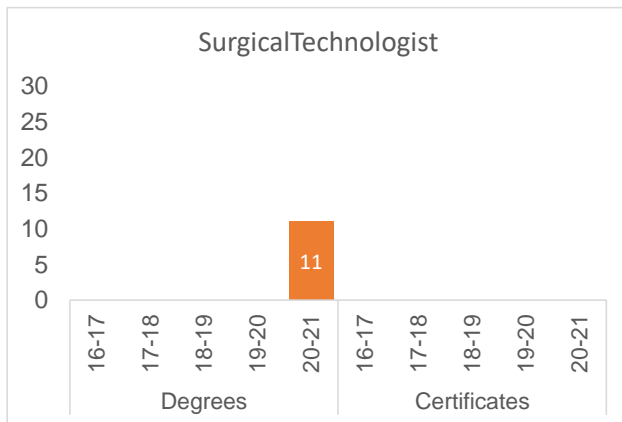
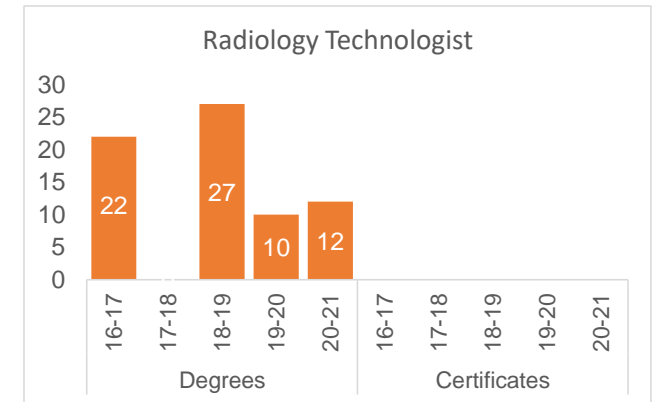
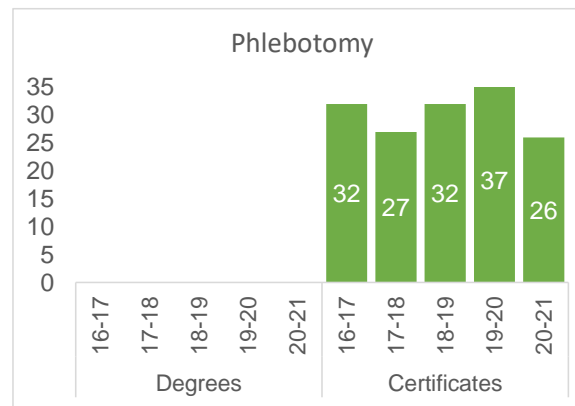
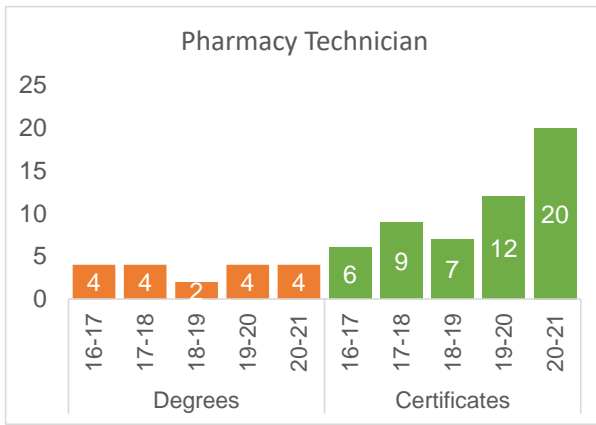
Medical Sciences

	2016-17		2017-18		2018-19		2019-20		2020-21	
	AAS	Cert.	AAS	Cert.	AAS	Cert.	AAS	Cert.	AAS	Cert.
Allied Health	3		3				2		4	
Dental Assisting	7	15	8	10	9	14	12	16	4	11
Emergency Medical Services	8	125	6	150	7	102	9	120	11	247
Medical Office Technology	31	30	32	40	22	17	13	32	1	20
Medical Assistant			4	1	7	3	23	8	14	2
Nursing	78	234	84	327	79	263	89	308	103	382
Pharmacy Technician	4	6	4	9	2	7	4	12	4	20
Phlebotomy		32		27		32		37		26
Radiology Technologist	22				27		10		12	
SurgicalTechnologist									11	
Total	153	442	141	564	153	438	162	533	164	708

Medical Sciences - Degrees and Certificates



Medical Sciences - Degrees and Certificates

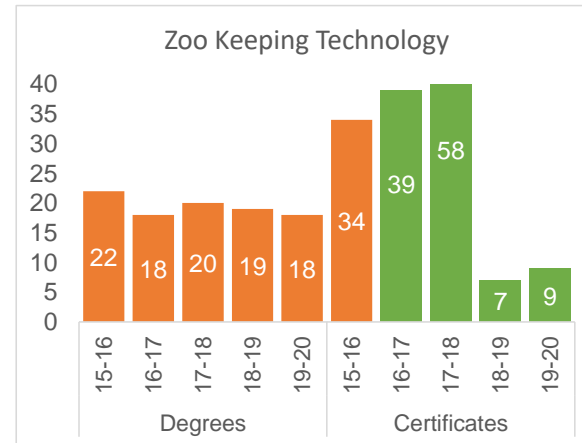
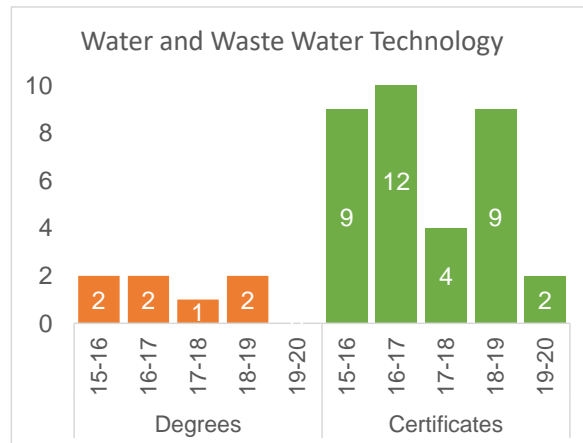
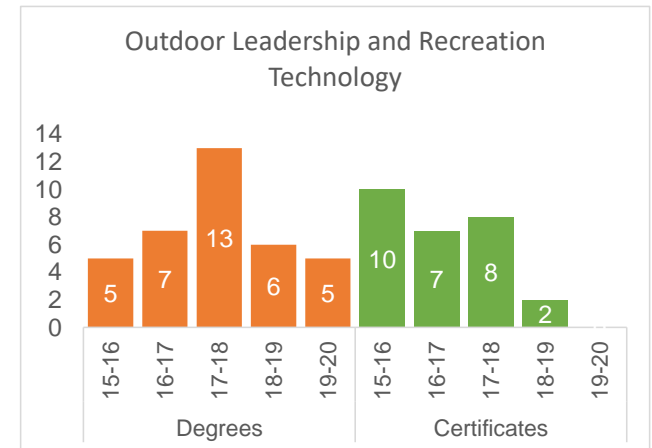
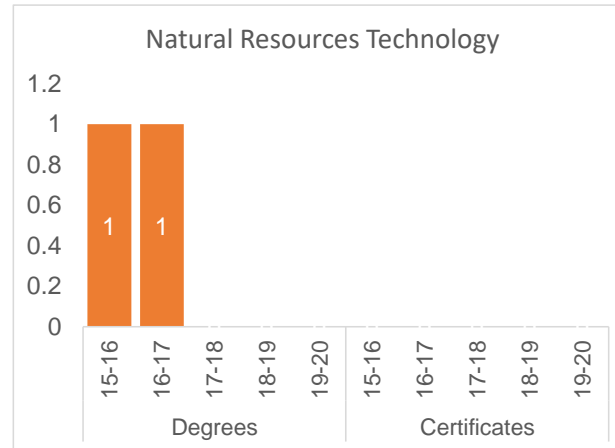
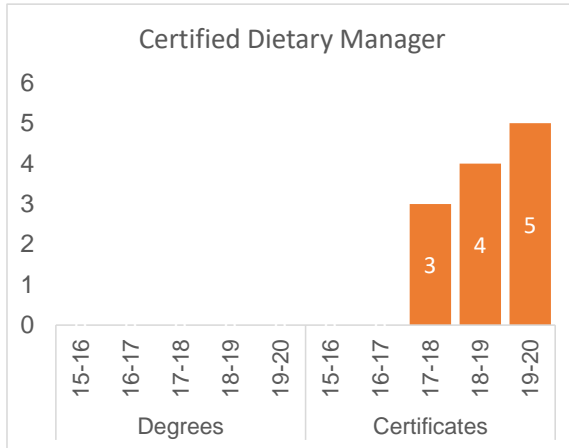


Degrees Awarded by Division

Natural and Physical Sciences

	2016-17		2017-18		2018-19		2019-20		2020-21	
	AAS	Cert.	AAS	Cert.	AAS	Cert.	AAS	Cert.	AAS	Cert.
Certified Dietary Manager						3		4		5
Natural Resources Technology	1		1							
Outdoor Leadership and Recreation Technology	5	10	7	7	13	8	6	2	5	
Water and Waste Water Technology	2	9	2	12	1	4	2	9		2
Zoo Keeping Technology	22	34	18	39	20	58	19	7	18	9
Total	30	53	28	58	34	73	27	22	23	16

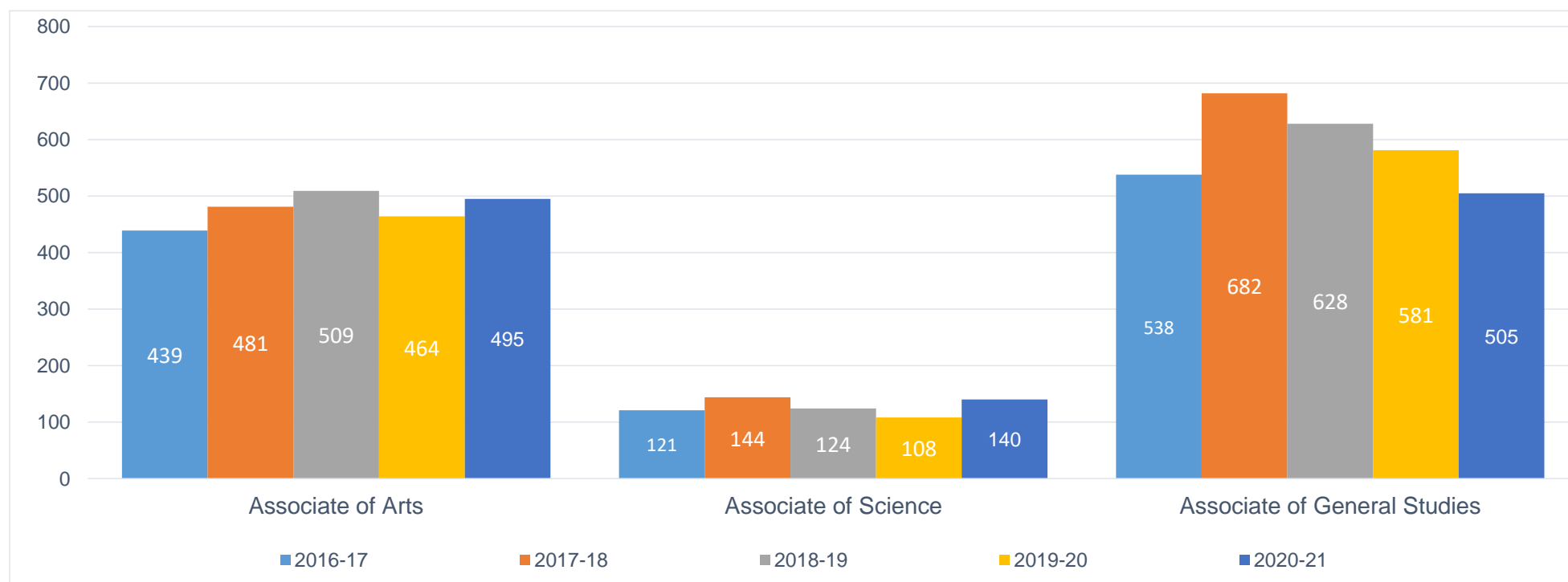
Natural and Physical Sciences - Degrees and Certificates



Degrees Awarded by Division

General Studies/Transfer Degrees

	2016-17	2017-18	2018-19	2019-20	2020-21
Associate of Arts	439	481	509	464	495
Associate of Science	121	144	124	108	140
Associate of General Studies	538	682	628	581	505
Total	1098	1307	1261	1153	1140



Degrees Awarded by Designation

Associate of Arts and Associate of Science Degrees

Designation	2016-17		2017-18		2018-19		2019-20		2020-21	
	AA	AS	AA	AS	AA	AS	AA	AS	AA	AS
Anthropology	4		5		9		8		11	
Art History			3		1		3		3	
Biology		4		7		13		17		16
Business	54		72		82		71		73	
Chemistry						3		2		5
Communication	29		37		35		40		43	
Computer Science										1
Criminal Justice	18		22		30		23		31	
Dance									2	
Early Childhood Education Teacher Preparation	6		8		4		8		9	
Economics	1		2		1		7		1	
Elementary Education	28		27		38		24		31	
English	5		13		17		13		12	
French	2		1		2		3			
Geography	5		11		11		7		7	
Geology				1		1		2		
History	11		9		14		9		10	
Mathematics		4		6		3		6		10

Degrees Awarded by Designation

Associate of Arts and Associate of Science Degrees

Designation	2016-17		2017-18		2018-19		2019-20		2020-21	
	AA	AS	AA	AS	AA	AS	AA	AS	AA	AS
Music	1		5		4		3		7	
Philosophy	3		2		1		4		2	
Physics						1				6
Political Science	7		13		10		13		3	
Psychology	31	3	45	5	53	2	29	1	59	7
Sociology	7		9		7		8		10	
Spanish	1		4		2		1		2	
Studio Art	4		17		8		16		7	
Theater	2		1		10		3		3	
Total	219	11	306	19	339	23	293	28	326	45

Degrees/Certificates Awarded - High School Students Only

	2016-17	2017-18	2018-19	2019-20	2020-21
Associate of Art/Associate of Science	56	54	100	74	103
Associate of General Studies	43	68	95	71	61
Associate of Applied Science	33	31	26	10	11
Certificate	205	234	317	315	197
Total	337	387	538	470	372

