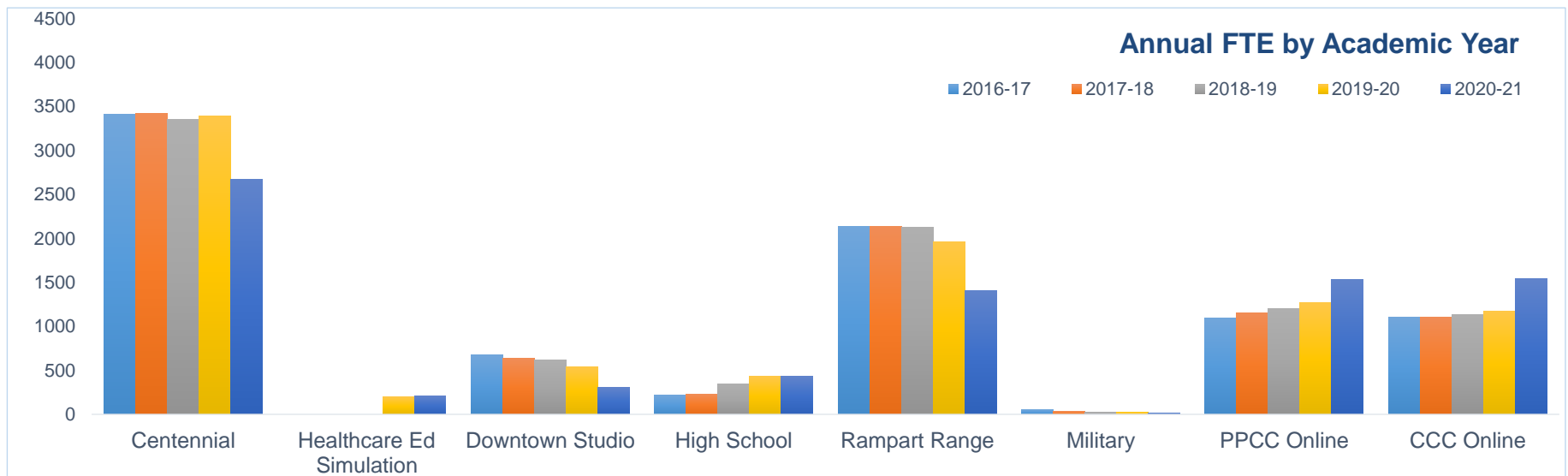
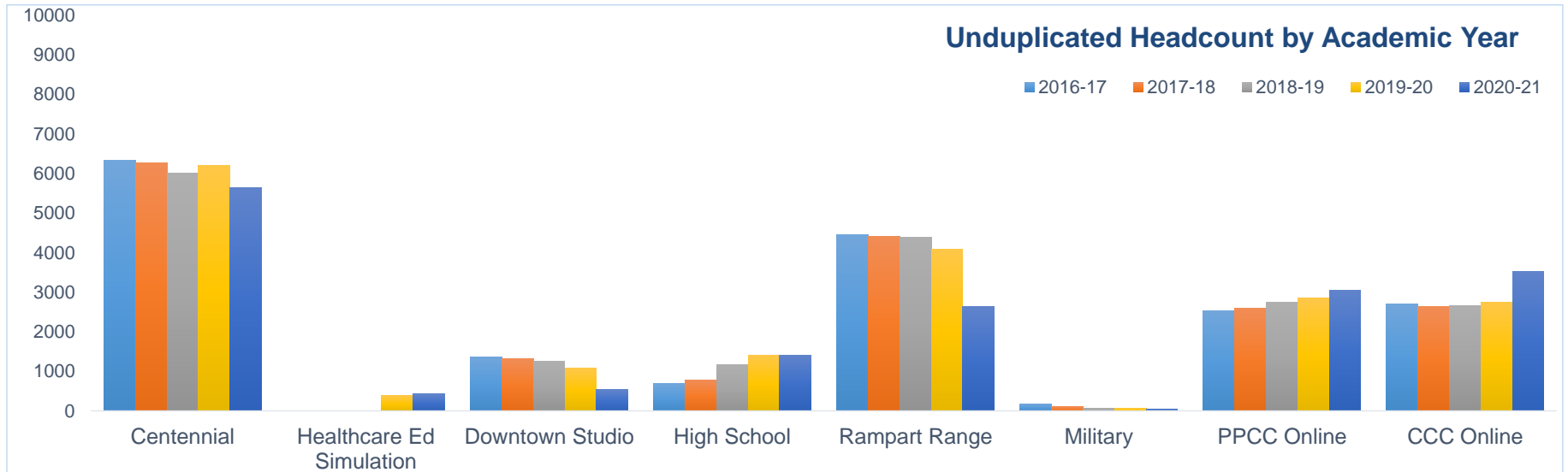


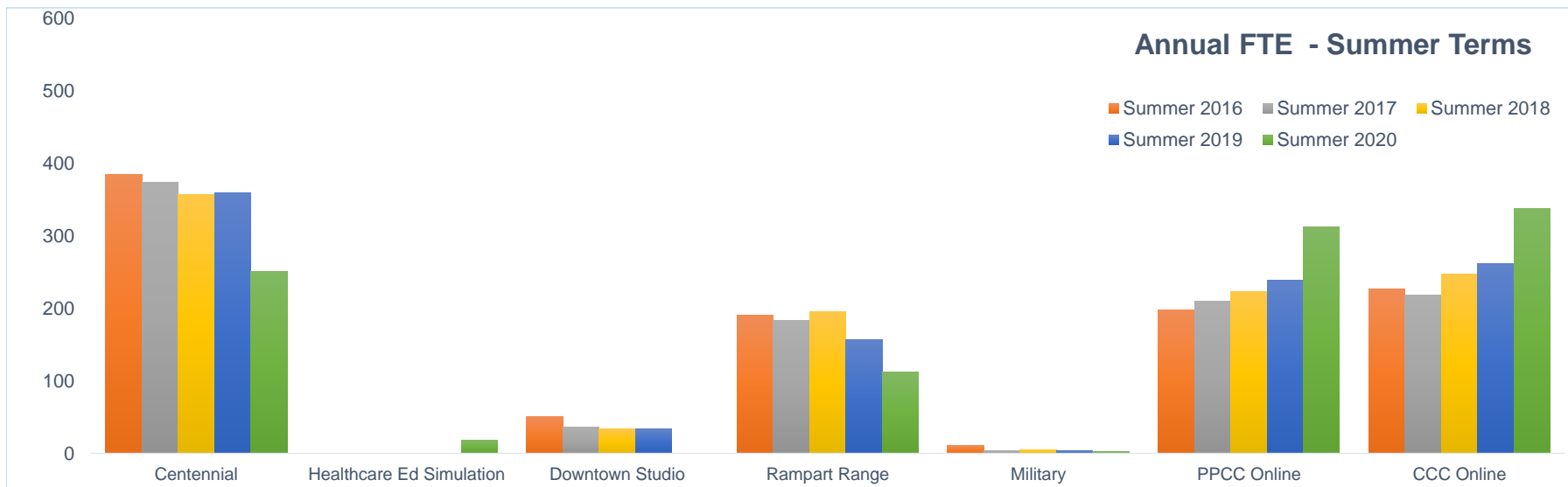
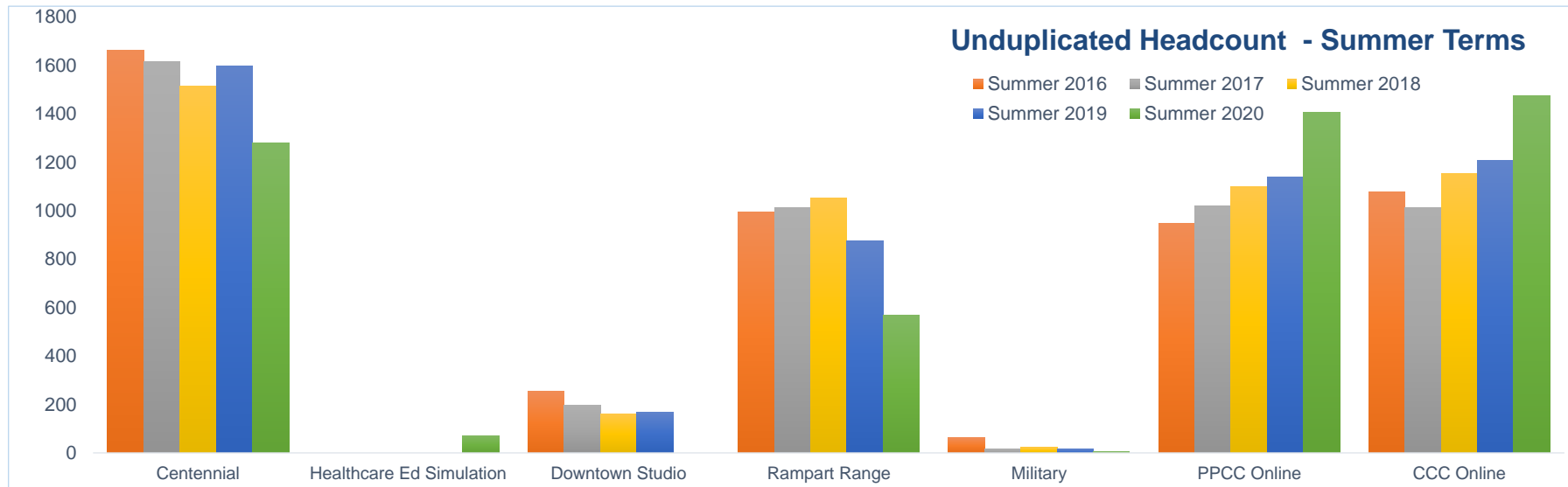
## Academic Year Headcounts and FTE

	Unduplicated Headcount					Annualized FTE				
	Headcounts are unduplicated by year					FTE (Full Time Equivalency): Annualized FTE is calculated by dividing total credit hours by 30				
	2016-17	2017-18	2018-19	2019-20	2020-21	2016-17	2017-18	2018-19	2019-20	2020-21
Centennial	6338	6269	6018	6205	5644	3413.0	3419.3	3350.4	3389.5	2665.8
Creekside&UCHealth	183	260	189	46	27	84.1	127.1	92.6	35.3	25.2
Healthcare Ed Simulation				380	422				198.5	211.8
Downtown Studio	1371	1317	1251	1071	536	674.3	633.2	613.7	542.3	308.7
High School	694	781	1171	1416	1414	215.8	232.5	344.8	431.4	432.5
Rampart Range	4460	4407	4397	4076	2639	2138.3	2133.4	2128.1	1963.9	1406.6
Miscellaneous	193	219	201	236	220	108.1	121.7	116.3	136.6	142.2
Military	183	109	65	66	33	57.4	35.4	23.1	20.6	17.8
PPCC Online	2538	2601	2744	2854	3057	1097.6	1149.5	1203.5	1269.0	1528.4
CCC Online	2710	2641	2664	2752	3527	1106.7	1107.1	1136.0	1176.0	1543.7
<b>Grand Total</b>	<b>18670</b>	<b>18604</b>	<b>18700</b>	<b>19102</b>	<b>17519</b>	<b>8895.3</b>	<b>8959.2</b>	<b>9008.5</b>	<b>9163.1</b>	<b>8282.7</b>



## Summer Headcounts and FTE

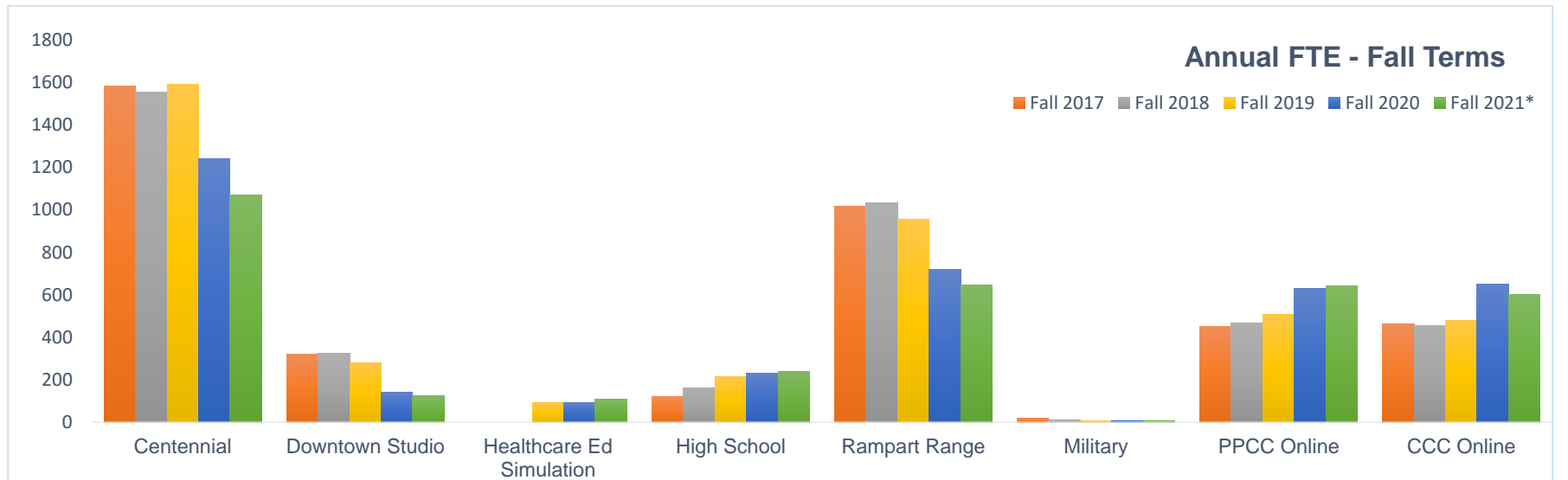
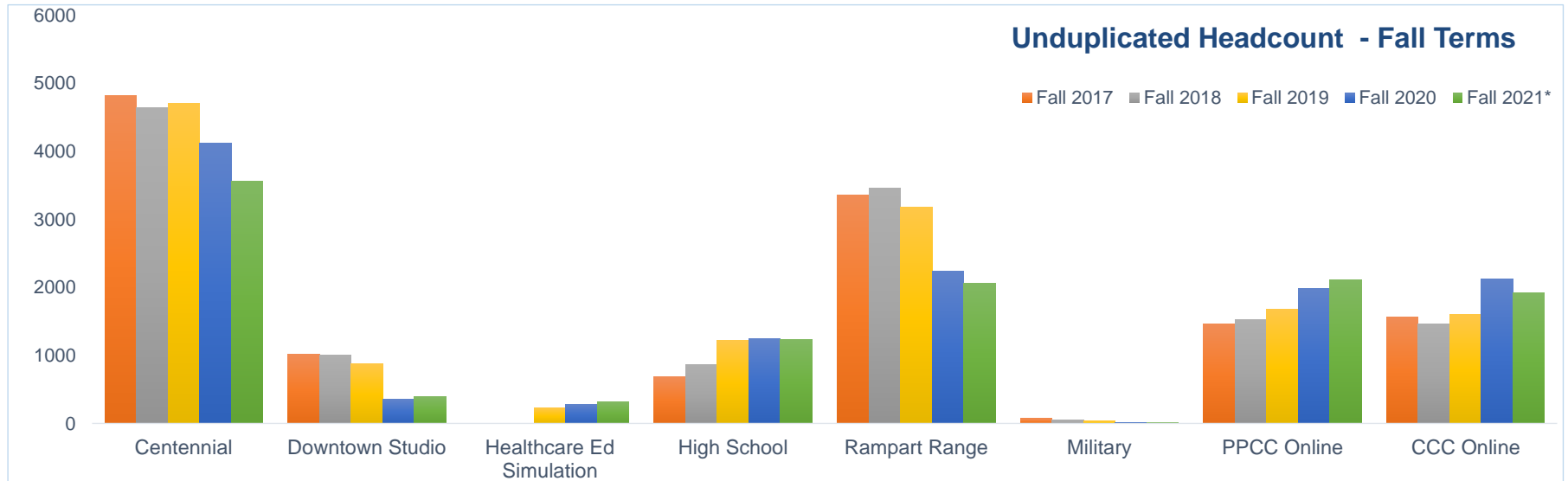
	Unduplicated Headcount					Annualized FTE				
	Headcounts are unduplicated by year					FTE (Full Time Equivalency): Annualized FTE is calculated by dividing total credit hours by 30				
	Summer 2016	Summer 2017	Summer 2018	Summer 2019	Summer 2020	Summer 2016	Summer 2017	Summer 2018	Summer 2019	Summer 2020
Centennial	1664	1617	1513	1596	1280	385.2	374.1	357.4	359.6	251.0
Creekside&UCHealth	11	66	69	39	0	2.5	18.6	21.0	16.6	1.1
Healthcare Ed Simulation					72					18.6
Downtown Studio	253	196	162	169	0	50.2	36.6	33.8	33.2	0.0
Rampart Range	993	1013	1053	875	569	190.6	183.2	195.4	156.3	112.3
Miscellaneous	80	98	113	95	42	23.4	22.9	26.5	24.2	18.5
Military	63	17	23	16	7	11.0	3.8	5.2	3.4	2.2
PPCC Online	948	1019	1098	1140	1406	197.3	209.8	222.7	238.5	312.2
CCC Online	1078	1014	1155	1207	1474	227.3	218.0	247.8	261.8	338.0
<b>Grand Total</b>	<b>5090</b>	<b>5040</b>	<b>5186</b>	<b>5137</b>	<b>4850</b>	<b>1087.5</b>	<b>1067.0</b>	<b>1109.7</b>	<b>1093.5</b>	<b>1053.8</b>



## Fall Headcounts and FTE

	Unduplicated Headcount					Annualized FTE				
	Headcounts are unduplicated by year					FTE (Full Time Equivalency): Annualized FTE is calculated by dividing total credit hours by 30				
	Fall 2017	Fall 2018	Fall 2019	Fall 2020	Fall 2021*	Fall 2017	Fall 2018	Fall 2019	Fall 2020	Fall 2021*
Centennial	4822	4640	4701	4116	3559	1581.8	1554.3	1587.9	1237.7	1069.5
Creekside&UCHealth	158	87	9	19	10	52.5	31.0	5.7	8.8	3.5
Downtown Studio	1013	1001	879	356	389	318.0	323.4	279.4	140.7	125.4
Healthcare Ed Simulation			231	285	316			91.0	93.9	108.1
High School	689	865	1219	1247	1232	122.2	160.9	214.9	229.3	237.8
Rampart Range	3359	3465	3179	2241	2065	1015.3	1030.5	954.3	717.9	645.2
Miscellaneous	139	101	119	123	125	48.7	42.5	51.6	58.2	54.0
Military	73	46	40	10	17	18.9	11.3	8.3	5.4	6.8
PPCC Online	1461	1530	1680	1986	2112	450.9	467.4	506.9	630.9	640.1
CCC Online	1561	1464	1598	2123	1923	462.7	455.2	479.4	650.1	599.6
PPCC Virtual Campus					305					126.8
<b>Grand Total</b>	<b>13275</b>	<b>13199</b>	<b>13655</b>	<b>12506</b>	<b>12053</b>	<b>4071.0</b>	<b>4076.4</b>	<b>4179.3</b>	<b>3772.8</b>	<b>3616.9</b>

\*All data is based on official End of Term numbers, when available. Fall 2020 data is provided as of census, September 14, 2021.



## Spring Headcounts and FTE

	Unduplicated Headcount					Annualized FTE				
	Headcounts are unduplicated by year					FTE (Full Time Equivalency): Annualized FTE is calculated by dividing total credit hours by 30				
	Spring 2017	Spring 2018	Spring 2019	Spring 2020	Spring 2021	Spring 2017	Spring 2018	Spring 2019	Spring 2020	Spring 2021
Centennial	4465	4320	4313	4344	4075	1490.8	1463.5	1438.8	1442.1	1177.1
Creekside&UCHealth	110	158	98	15	21	41.5	56.1	40.7	13.1	15.4
Downtown Studio	924	924	844	736	432	282.3	278.6	256.6	229.7	168.0
Healthcare Ed Simulation				291	300				107.5	99.4
High School	570	602	1009	1200	1149	104.0	110.3	183.9	216.5	203.2
Rampart Range	3263	3176	3074	2930	1854	945.5	935.0	902.3	853.3	576.5
Miscellaneous	116	127	118	156	136	45.9	50.1	47.3	60.8	65.5
Military	85	56	30	38	20	20.9	12.6	6.6	8.9	10.2
PPCC Online	1610	1641	1692	1767	1866	467.6	488.8	513.4	523.6	585.2
CCC Online	1424	1422	1442	1406	1824	410.9	426.4	433.0	434.8	555.6
<b>Grand Total</b>	<b>12567</b>	<b>12426</b>	<b>12620</b>	<b>12883</b>	<b>11677</b>	<b>3809.4</b>	<b>3821.3</b>	<b>3822.3</b>	<b>3890.3</b>	<b>3456.1</b>

